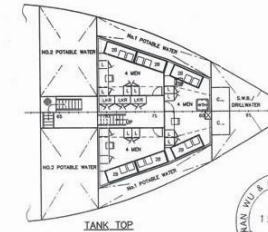
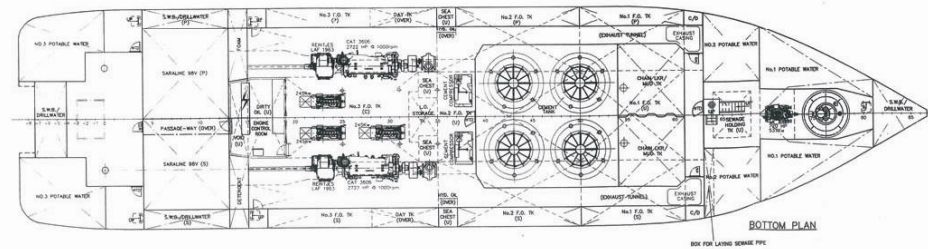
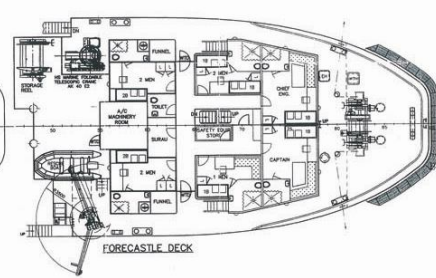
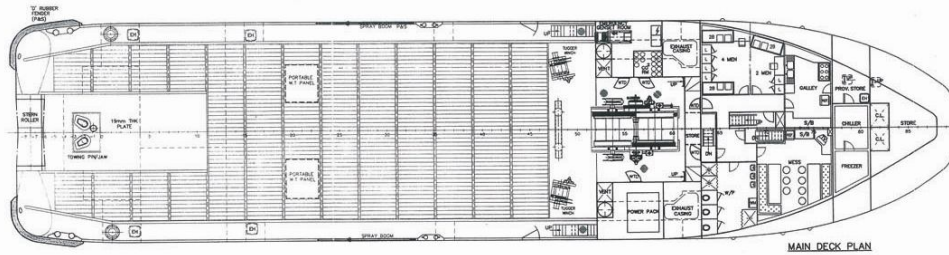
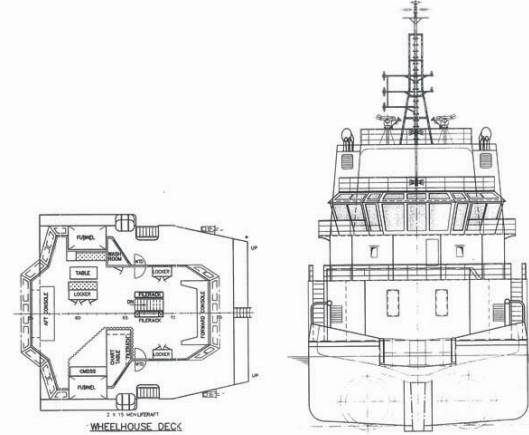
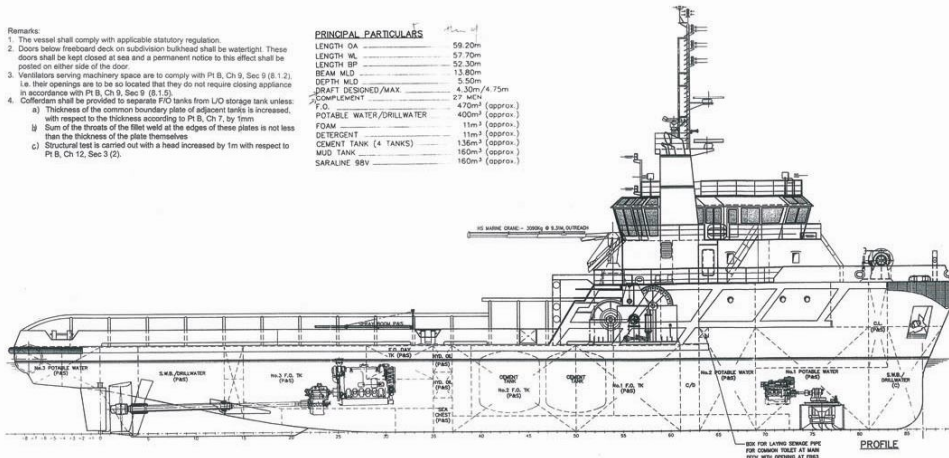


MV JM SERI BESUT

- Remarks:
- The vessel shall comply with applicable statutory regulation.
 - Doors below freeboard deck on subdivision bulkhead shall be watertight. These doors shall be kept closed at sea and a permanent notice to this effect shall be posted on either side of the door.
 - Ventilators serving machinery space are to comply with Pt B, Ch 9, Sec 9 (B 1.2), in their openings are to be so located that they do not require closing appliances in accordance with Pt B, Ch 9, Sec 9 (B 1.5).
 - Collisions shall be provided separate PFD tanks from LFD storage tank unless:
 - Thickness of the common boundary plate of adjacent tanks is increased, with respect to the thickness according to Pt B, Ch 7, by 1mm
 - Sum of the throats of the fillet weld at the edges of these plates is not less than the thickness of the plate themselves
 - Structural test is carried out with a head increased by 1m with respect to Pt B, Ch 12, Sec 3 (2).

PRINCIPAL PARTICULARS	
LENGTH OA	59.20m
LENGTH WL	57.70m
LENGTH BP	52.30m
BEAM MLD	13.80m
DEPTH MLD	5.50m
DRAFT DESIGNED/MAX	4.30m/4.75m
COMP LENSIT	27 MCA
P.O.	4.70m ³ (approx.)
POTABLE WATER/DRILLWATER	400m ³ (approx.)
FOAM	11m ³ (approx.)
DETERGENT	11m ³ (approx.)
CEMENT TANK (4 TANKS)	136m ³ (approx.)
MUD TANK	160m ³ (approx.)
SAMPAINE 88V	160m ³ (approx.)



JM SERI BESUT	
HULL NO : 20065	
DATE	REVISION
SHIP: 59m ANCHOR HANDLING TUG/SUPPLY VESSEL	
TITLE: General Arrangement	
OWNER: JASA MERIN (MALAYSIA) SDN. BHD.	
BUILDER: MURAHAT MARINE ENGINEERING SDN. BHD. (TAMP. NO. 20064/2006)	
CLASS: S.A. YAMATO MARINE ENGINEERING CO. LTD. (YAMATO MARINE ENGINEERING CO. LTD. UNRESTRICTED NAVIGATION)	
CONAN WU & ASSOCIATES	
MARINE ARCHITECTS	
SINGAPORE	
INFORMATIC BUILDING LEVEL 11, INTERNATIONAL BUSINESS PARK, ARBON ROAD, SINGAPORE 09911	
TEL: (65) 6842-1138 FAX: (65) 6842-1639 / 6842-0333 E-MAIL: mwa@conanwu.com.sg	
CHINA	
JAN TING BUILDING LEVEL 16, HUBS-2 WEST ROAD, SINGAPORE 09911	
TEL: (86) 21-68751630 FAX: (86) 21-68751633 E-MAIL: mwa@conanwu.com.cn	
DRAWN	CHECKED
SCALE	SCALE
DRAWING NO.	DRAWING NO.
1:125	C4040A/G-1

